

An orange horizontal bar is located at the top left of the slide.

# HOW TO USE KR-DAON

1. Sign up & Log In
2. My Digital Space
  - Register/Connect KR Services
  - Add KR Information Services
  - Delete or Reorder Services
3. FAQs
4. Support & Contact

# 1. Sign up & Log In

1) Create an Account or Register from the top-right corner of the main page

**Sign in**  
To proceed, please log in to your account.


ID

Password [Forgot password?](#)

Save ID

[Sign in](#)

Not registered? [Create account](#)



**KR-DAON accounts are separate from existing service accounts (such as e-FLEET, e-MESIS, etc.). To use KR services, you must sign up for a new account on KR-DAON.**



# 1. Sign up & Log In – Important Notes for e-Fleet Users

**If your e-Fleet account uses an email ID (e.g., daon@krs.co.kr)**

**This is an internal user account created by the company administrator in e-Fleet.  
You can log in directly to KR-DAON.**

**If your e-Fleet account does not use an email ID:**

**Please register a new account on KR-DAON and follow the user guide to add the e-Fleet service.**

For e-Fleet account inquiries

register@krs.co.kr / 070-8799-8223 / YANG Hongju (Manager, Class Register and Record Team)

daon@krs.co.kr / 070-8799-8672 / JEON Pilkyung (Senior Surveyor, DT System Development Team)

# 1. Sign up & Log In

## 1) Email Address

- Use your personal email account as the ID. (Company email account is recommended.)

Email Address \*

[Check Duplicate](#)

If you have your company email, please use it. For example: yourname@yourcompany.com

## 2) Verification Code

- Click "Send Code" to send a verification email to the address entered in step 1. 
- Enter the code from the verification email and click "Verify Code."

Verification Code (E-mail) \* The verification code has been sent. 04:07

[Send Code](#) [Verify Code](#)


Click 'Send Code' and the code will be sent to your email.

Your Verification Code

Please use the following code to complete your sign-up process:

This code will expire in 5 minutes.

---

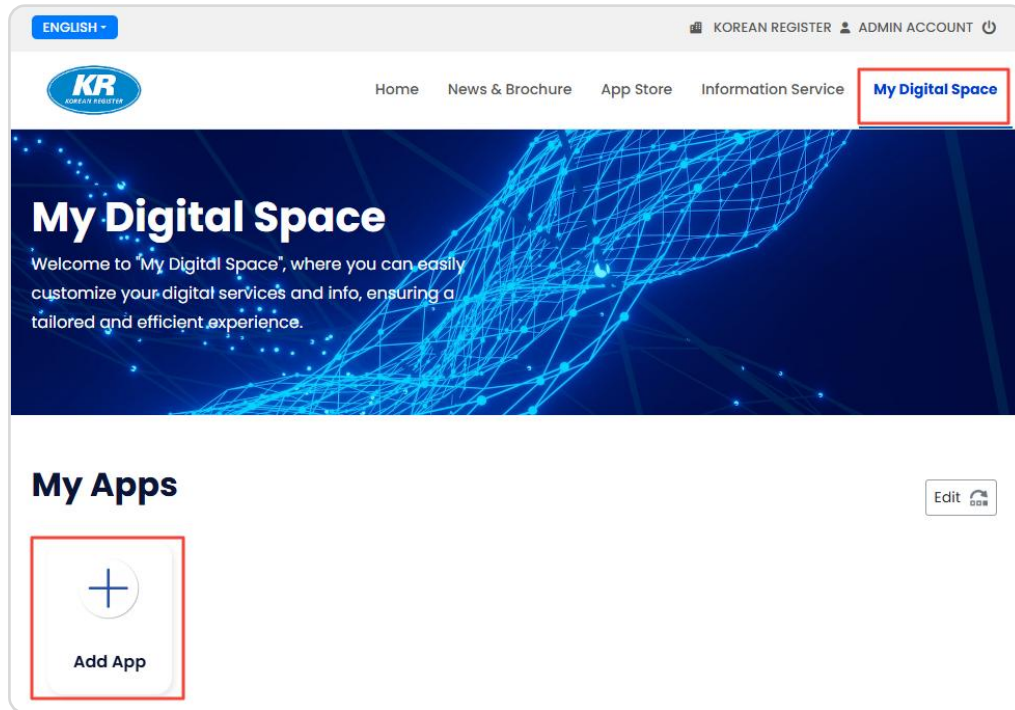
  
**KR-DAON**  
KOREAN REGISTER

36, Myeongji ocean city 9-ro, Gangseo-gu, Busan, 46762 Republic of Korea

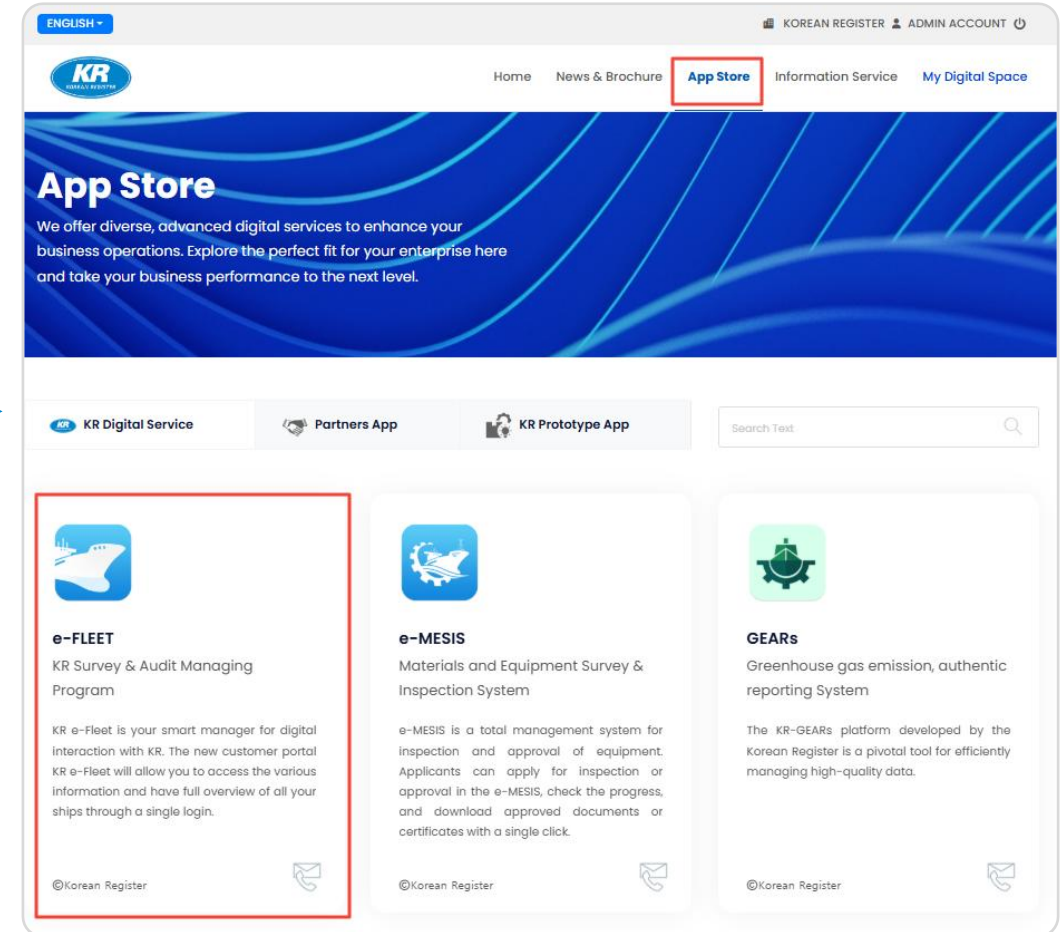
## 2. [My Digital Space] – Register/Connect a KR Service (e.g., e-FLEET)



1) Click "Add App" in My Digital Space.




2) Select the service you want from the App Store.



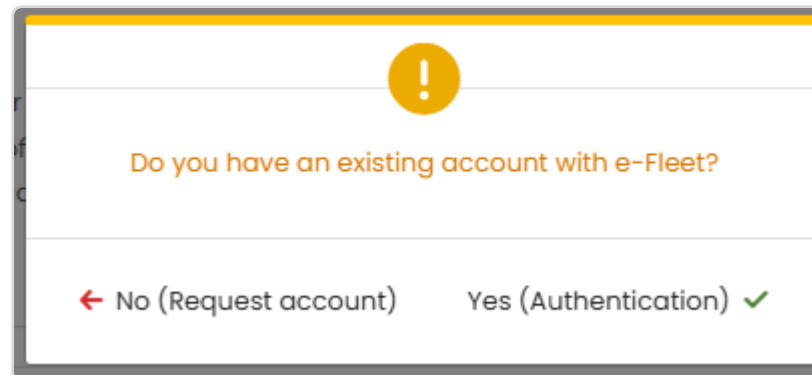
## 2. [My Digital Space] – Register/Connect a KR Service (e.g., e-FLEET)



3) On the service detail page, click "Add Service".



4) If you have an e-Fleet account, select "Yes"; if not, select "No".



## 2. [My Digital Space] - Register/Connect a KR Service (e.g., e-FLEET)



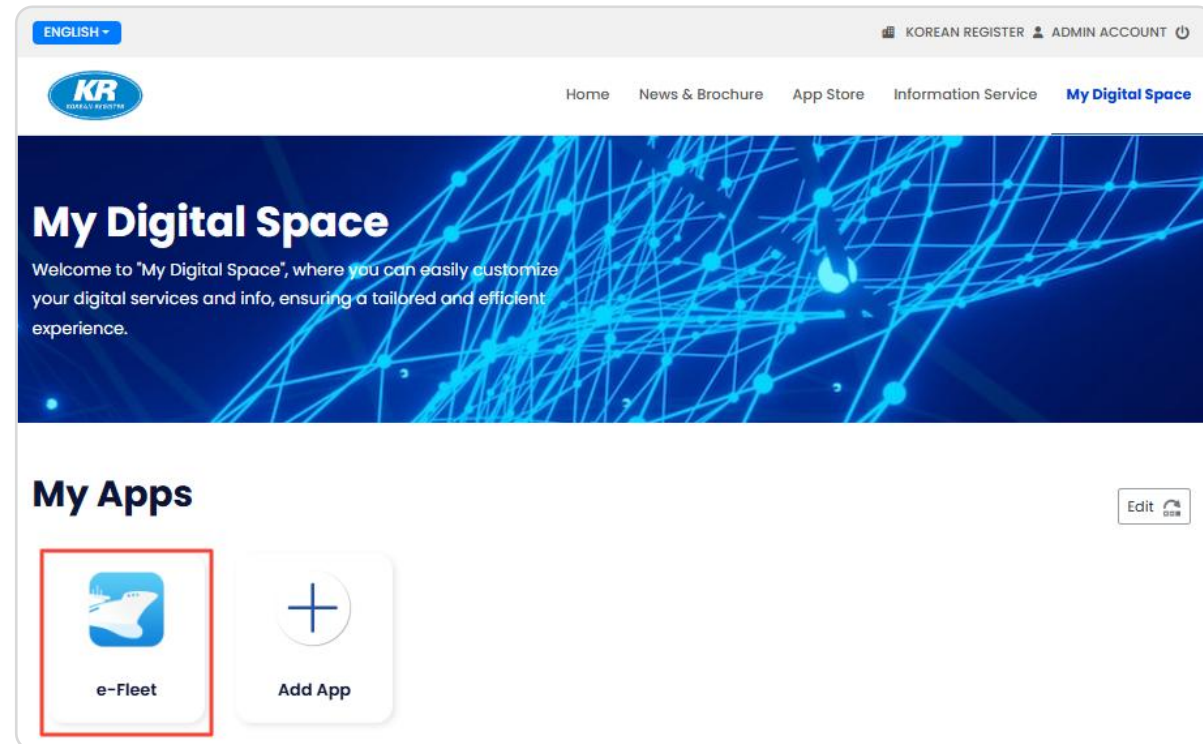
5-1) If "Yes" (You have an e-Fleet account)  
- Enter your e-Fleet account details and click "LOGIN".

*(Both GEARS and EDAS can be authenticated using an e-Fleet account.)*

*For account-related inquiries for each service, please contact the relevant service department.  
(Refer to 4. Support & Contact in this guide.)*

5-2) Check the added service in My Digital Space

**- Once the authentication process in step 5-1) is completed for the first time, you can access e-FLEET directly by logging into KR-DAON and clicking the app icon.**



## 2. [My Digital Space] – Register/Connect a KR Service (e.g., e-FLEET)



6-1) If "No" (You do not have an e-Fleet account)

- Complete the Service Application or follow the account issuance process for each service.

### Service Application

e-Fleet

**Input information**

ID (Email Address)

First Name

Last Name

Country

Company \*

Department

\* If you use a personal email as your DAON account ID, please attach your business registration card and employment certificate.

선택된 파일 없음

\* The below submit button will send a service application email to the KR's system manager.

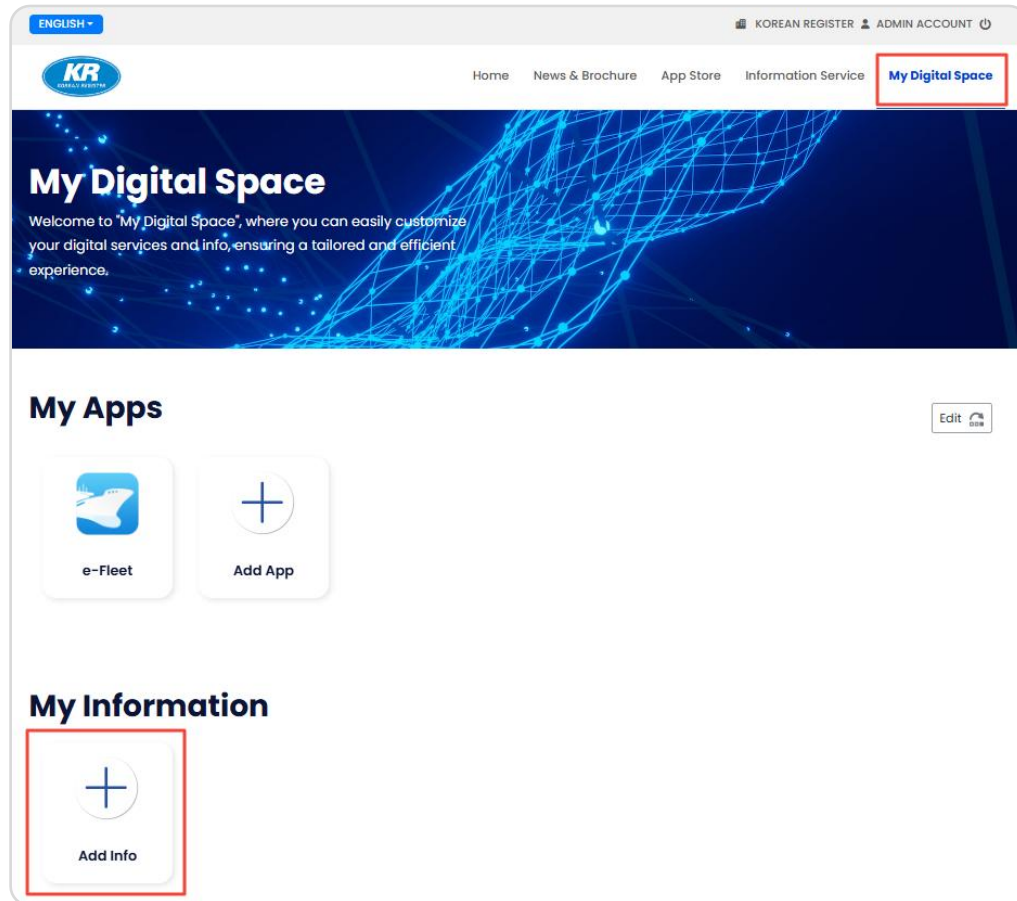
- When the Service Application is submitted, it will be sent to the relevant department's representative.
- For services like e-MESIS, KR-CON, and NBM, separate registration processes are required for each service.

6-2) After the service account is issued, complete the registration and authentication process in step 5-1).

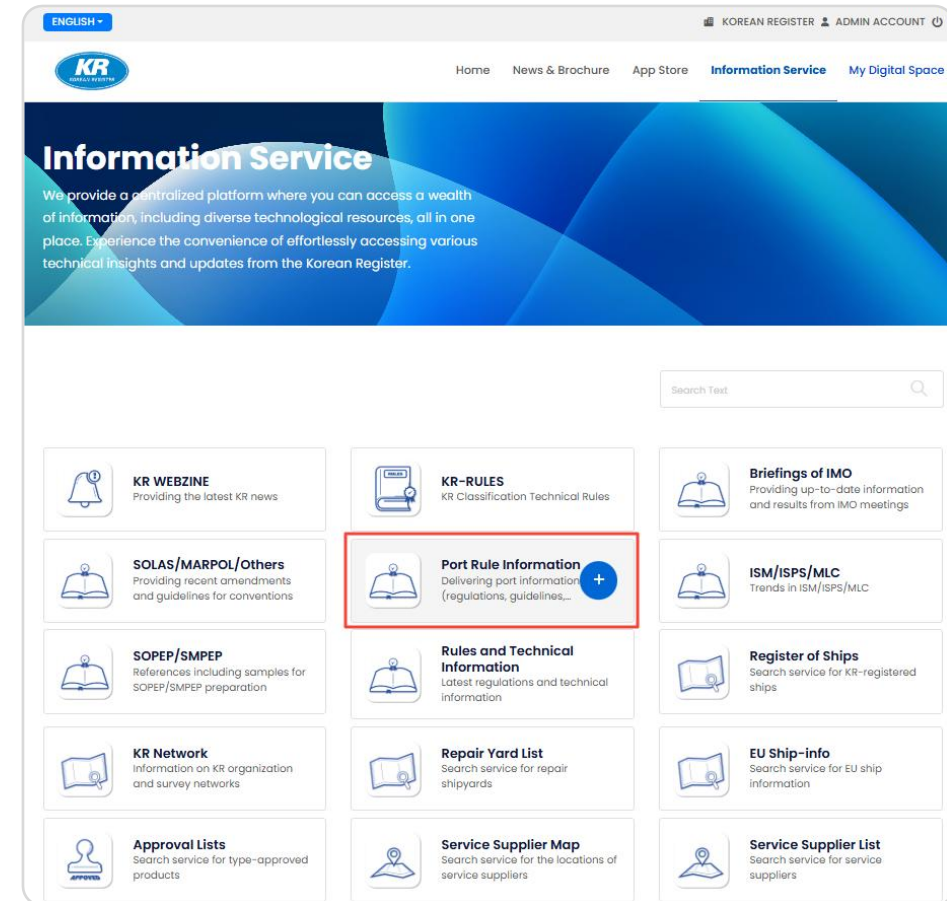


## 2. [My Digital Space] Add KR Information Services

1) Click "Add Info" in My Digital Space.

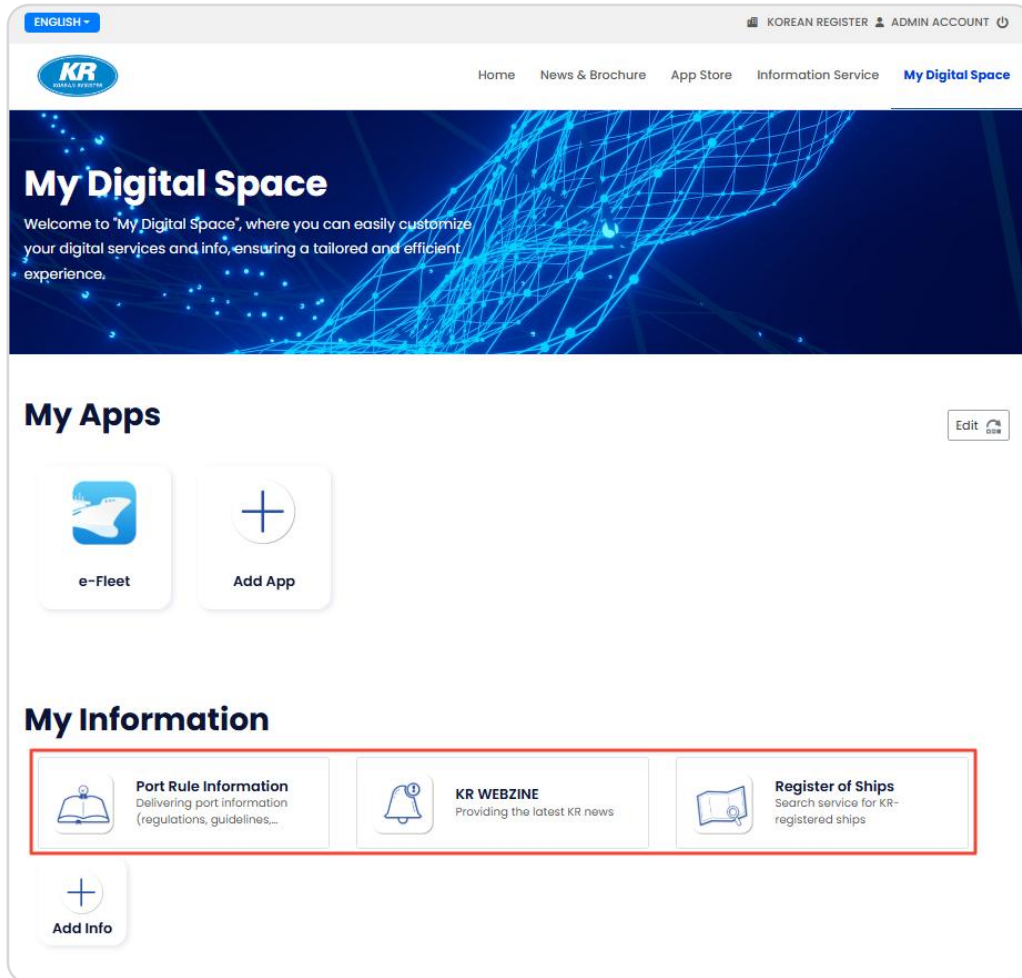


2) Select the service you want from the App Store.  
- Hover over the card and click the + button that appears.



## 2. [My Digital Space] Add KR Information Services

- 3) Check the added information service in My Digital Space
- Clicking it will redirect you to the corresponding information service location.

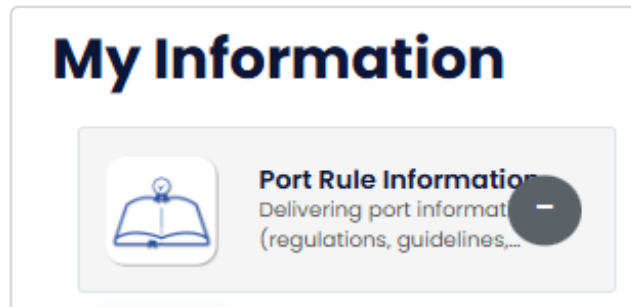



The screenshot displays the 'My Digital Space' user interface. At the top, there is a navigation bar with the KR logo, a language dropdown set to 'ENGLISH', and user information: 'KOREAN REGISTER' and 'ADMIN ACCOUNT'. Below the navigation bar is a main header with the title 'My Digital Space' and a welcome message: 'Welcome to "My Digital Space", where you can easily customize your digital services and info, ensuring a tailored and efficient experience.' The main content area is divided into two sections: 'My Apps' and 'My Information'. The 'My Apps' section features two tiles: 'e-Fleet' with a ship icon and 'Add App' with a plus sign icon. The 'My Information' section features three tiles: 'Port Rule Information' (Delivering port information (regulations, guidelines...)), 'KR WEBZINE' (Providing the latest KR news), and 'Register of Ships' (Search service for KR-registered ships). A red rectangular box highlights these three information tiles. Below the 'My Information' section is an 'Add Info' tile with a plus sign icon. An 'Edit' button is visible in the top right corner of the 'My Apps' section.

## 2. [My Digital Space] Deleting services and reordering


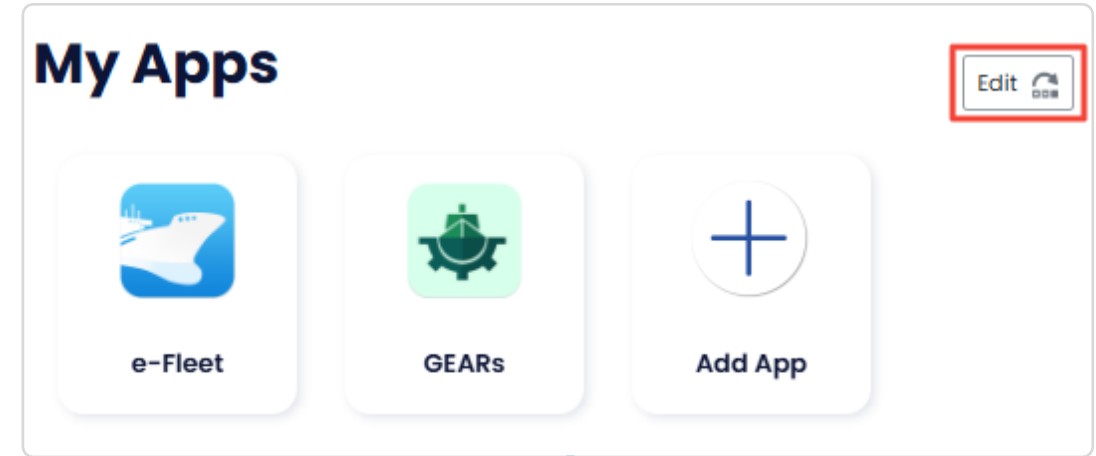
### 1) Delete a Service

- Hover over the added service and click the Delete button when it appears.



### 2) Change Service Order

- Click the "Edit" button, then drag to reorder the services and click "Save".



## 3. FAQs

**Q1. I used my existing KR account to log in, but I can't log in. / Please issue a KR-DAON account.**

**A1) The existing account is not a KR-DAON account but an account for each service (e.g., e-FLEET, e-Mesis). When using KR-DAON for the first time, you must register for a new KR-DAON account yourself.**

**Q2) I don't have a Gears or EDAS account, but I've been using e-FLEET.**

**A2) In this case, you can authenticate by entering your e-FLEET account information.**

**Q3) I'm not receiving the verification email.**

**A3) Please check if you entered your email correctly or if it has been marked as spam. For further assistance, refer to 4. Support & Contact in this guide to contact KR-DAON.**

**Q4) Questions regarding drawings, vessels, etc., after moving from KR-DAON to each service.**

**A4) Please contact the relevant department for each service. Refer to 4. Support & Contact in this guide to get in touch with the appropriate service person in charge.**

**Q5) I can't remember my password. / Please reset it.**

**A5) Please use the Forgot password feature on the login screen.**



## 4. Support & Contact



Service	Person in charge	Department	Tel.	E-Mail
KR-DAON	<b>JEON Pilkyung</b> Senior Surveyor <b>KIM Kunwoong</b> Deputy Senior Surveyor	DT System Development Team	+82-070-8799-8672 +82-070-8799-8809	daon@krs.co.kr kimkwoong@krs.co.kr
e-Fleet	<b>YANG Hongju</b> Manager	Class Register and Record Team	+82-070-8799-8223	register@krs.co.kr
e-Mesis	<b>OH Jina</b> Principal Supervisor	Marine & Ocean Equipment Team	+82-070-8799-8267	jaoh@krs.co.kr
Gears	<b>SONG Juneyoung</b> Deputy Senior Surveyor	Green Ship Technology Team	+82-070-8799-8751	jysong@krs.co.kr
KR-CON	<b>SONG Woobeen</b> Senior Surveyor <b>KIM Seongcheol</b> Deputy Senior Surveyor	Convention & Legislation Service Team	+82-070-8799-8336 +82-070-8799-8324	songwb@krs.co.kr kimsc@krs.co.kr
NBM	<b>CHUNG Taemoon</b> Senior Surveyor	GAS Carrier Survey Technology Team	+82-070-8799-8151	tmchung@krs.co.kr
EDAS	<b>KANG Sunghun</b> Senior Surveyor	Dry Cargo Ship Team	+82-070-8799-8414	shkang@krs.co.kr